





PRE-K HOME LEARNING

September 21st -25th, 2020

CHOICE BOARD

Autumn/Fall is Here

Choose an activity to do each day. Don't worry about crossing off the activities after you have finished. You can do these activities multiple times. If you cannot access the links in the chart below you may need to copy and paste them into your browser.

Reading	Math	Science	Gross Motor	Creativity
<p>Listen to a beautiful story about changes in autumn. Fletcher and the Falling Leaves: https://youtu.be/24MOhPHhgkA</p> 	<p>Take a walk outside and collect leaves of different shapes and sizes. Sort them by color, shape and size. Sort them by lining them up smallest to largest and largest to smallest! Remember to take a picture of your work and send it to your teacher! We love looking at your work!</p> 	<p>Watch corn dance when you try this corny experiment: https://littlebinsforlittlehands.com/dancing-corn-thanksgiving-science-activity/?jwsourc=c</p> <p>.....</p> <p>Collect pinecones and sort them by size.</p>	<p>Dance and sing along with this name video: https://youtu.be/TqFSsQrfOBo *****</p> <p>Go into Go Noodle for oodles of fun movement activities! http://www.gonoodle.com</p> <p>*****</p> <p>Can you use the different parts of your body to move in different ways? Grab some</p>	<p>Leaf Rubbings ~ take a walk outside and collect leaves of different shapes. Place a piece of paper over the leaf and lightly color over it with a crayon to reveal the leaf shape.</p> <p>*****</p>


 Use glue to write the letters of your name. Crush up some leaves and sprinkle them on your name. After the glue dries have it ready to share at morning meeting ❤️



Everyone loves Pete the Cat!
 His stories include catch phrases that make it easy for children to join in the reading.
 Please visit:
www.harpercollinschildrens.com/petethecat


Check out the Imagination Library: They offer free books to children under five. The information is on the Erie School District Web Page in the Parent Portal

The Biggest Apple Ever
<https://www.youtube.com/watch?v=EyxXykPZdac>



<https://youtu.be/rzR57dl-7FE>

After listening to this story about 10 red apples, Make your own apple tree: Make a large green circle using green paper, make a large brown rectangle for the trunk - Use scissors to cut out your shapes and make an apple tree, make 10 small red circles for the apples - count the apples from 1-10, and 10-1, as in the story.



Make your own Apple Pizza snack by having an adult, slice an apple, horizontally, making a slice like a bagel, a Circle Shape – spread peanut butter, other nut butter, or cream cheese, top with raisins, mini chocolate chips, and crisped rice or other cereal – What color of apple did you use? Count how many items you put on the apple pizza.
<https://www.pre-kpages.com/apple-pizza-snack-activity/>

chalk and make an obstacle course outside!! Hop over lines or to different shapes, balance as you walk a straight or zig-zag line, use your hands, both feet or just one! 😊 Let's get moving, Pre-K!



Enjoy doing Fall Yoga! Can you pose like a tree or a pumpkin? Let's Try! 🌻
<https://www.pinkoatmeal.com/fall-themed-yoga/>

Dance like a scarecrow with this fun song!
<https://www.youtube.com/watch?v=geFvOfBQNbE>

Nature Collage
 Have your child help you find fall items such as leaves, sticks, rocks, and flowers. Then use glue to have them stick the items onto a piece of paper anyway and as many as they would like. They can even use paint too! Make sure to send us a picture and show us your amazing art!



Leaf Person
 Watch the story *Leaf Man* to find out where he will go. Then create your own leaf person using leaves, glue, and paper! 🍂
<https://www.youtube.com/watch?v=Y3Ia1YSha3M>

Apple Names

Cut out 1 apple for each letter in your child's name. Ex: Jake would need 4 apples. Have them write each letter on an apple, starting with the first letter in their name.



Apple Science Experiment

See what happens to apples after being in different liquids!

<https://www.pre-kpages.com/apple-science-experiment/>



Observation Station

Gather some fall items and explore them! See how they feel, smell, and look. If you have a magnifying glass you can use it! 🍁🔍

Sink or Float?

Have your child help you find fall items (leaves, acorns, pinecones, apple, stick) Then see if they will sink or float in water!

Handprint Fall Tree

Trace your arm and hand. Color it brown for the tree. Cut it out and glue it on top of a piece of paper. Glue small red, orange, and yellow tissue paper pieces on the tree for the leaves or cut out leaves with red, orange, and yellow paper.



